

# SAFETY SERVICES



## MIAMI TOWNSHIP

- *Listening*
- *Learning*
- *Planning Together*



# PURPOSE OF THIS TOWN HALL

POLICE AND FIRE/EMS SERVICES

A large, light gray downward-pointing arrow is positioned to the right of the first box, pointing towards the second box.

STRENGTHS, CHALLENGES, AND  
FUTURE NEEDS

A large, light gray downward-pointing arrow is positioned to the right of the second box, pointing towards the third box.

COMMUNITY FEEDBACK

# SURVEY FINDINGS

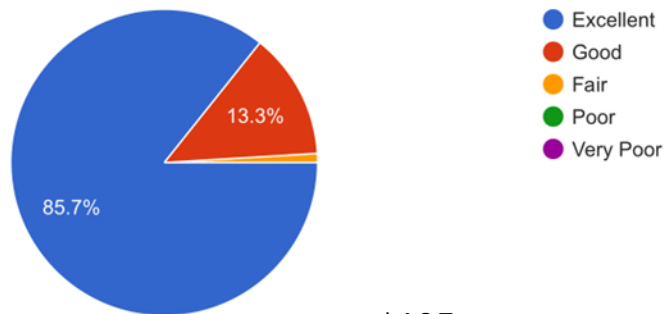
- HIGH SATISFACTION WITH POLICE AND FIRE SERVICES
- STRONG TRUST IN FIRST RESPONDERS' PROFESSIONALISM
- COMMUNITY WANTS PROACTIVE PLANNING FOR GROWTH
- TOP PRIORITIES:
  - SAFETY
  - RESPONSE TIMES
  - FACILITIES
  - STAFFING



# SURVEY FINDINGS

Police Department Services How would you rate the overall performance of the Miami Township Police Department?

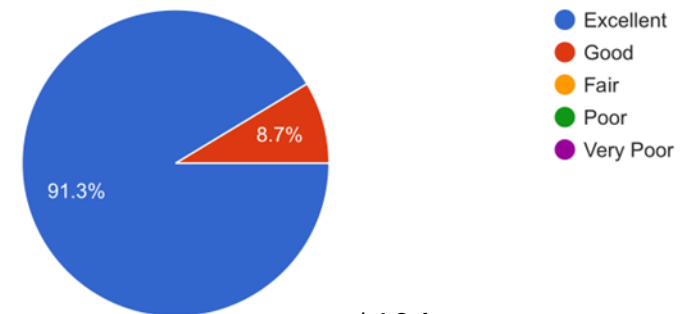
105 responses



\*105 responses

Fire & EMS Services How would you rate the overall performance of the Miami Township Fire/EMS Department?

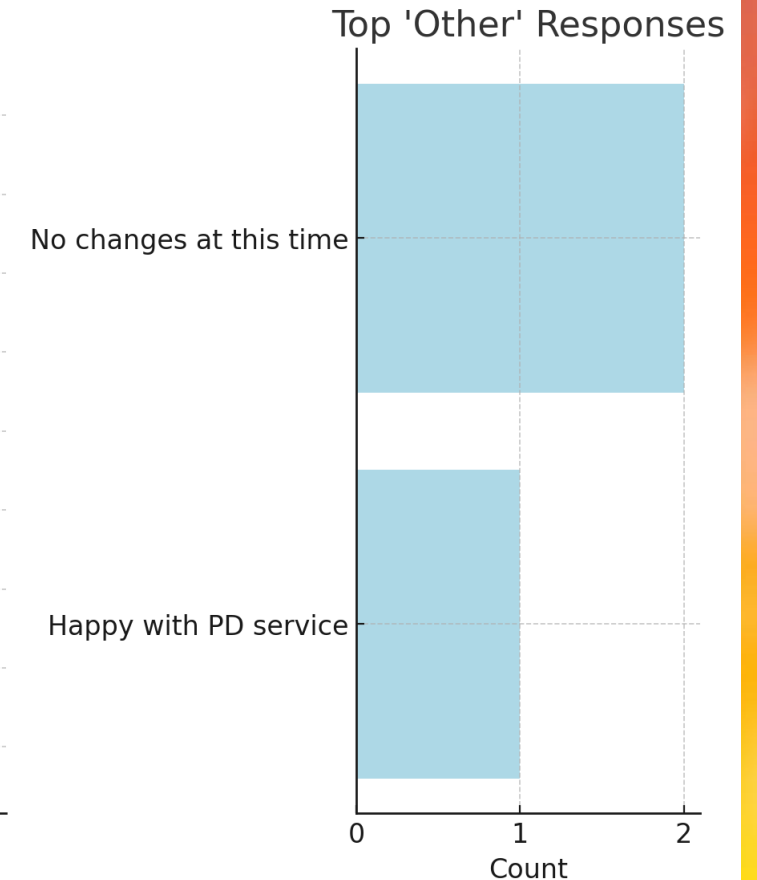
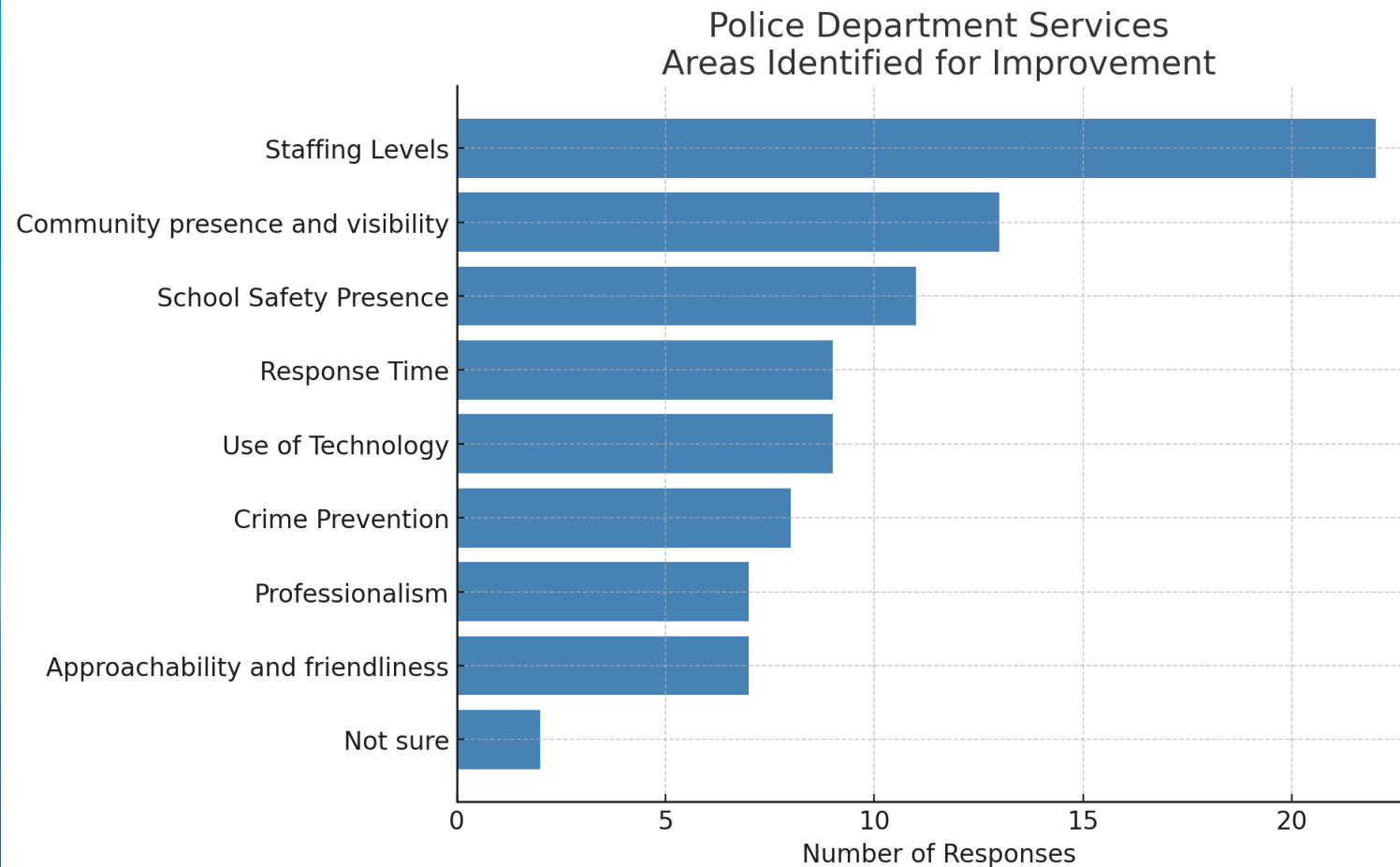
104 responses



\*104 responses

# RECOMMENDED IMPROVEMENTS

## Police



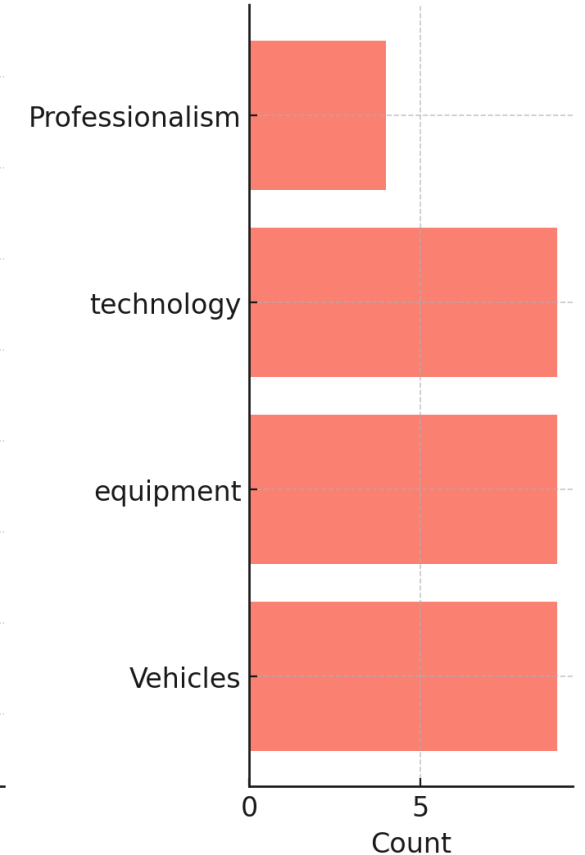
# RECOMMENDED IMPROVEMENTS

## Fire & EMS

Fire & EMS Services  
Areas Identified for Improvement



Top Additional Responses



# WHO WE ARE



Command Staff (4)



Road Patrol (29)



Criminal Investigations (6)



Community Relations (2)



School Resource Officers (9)





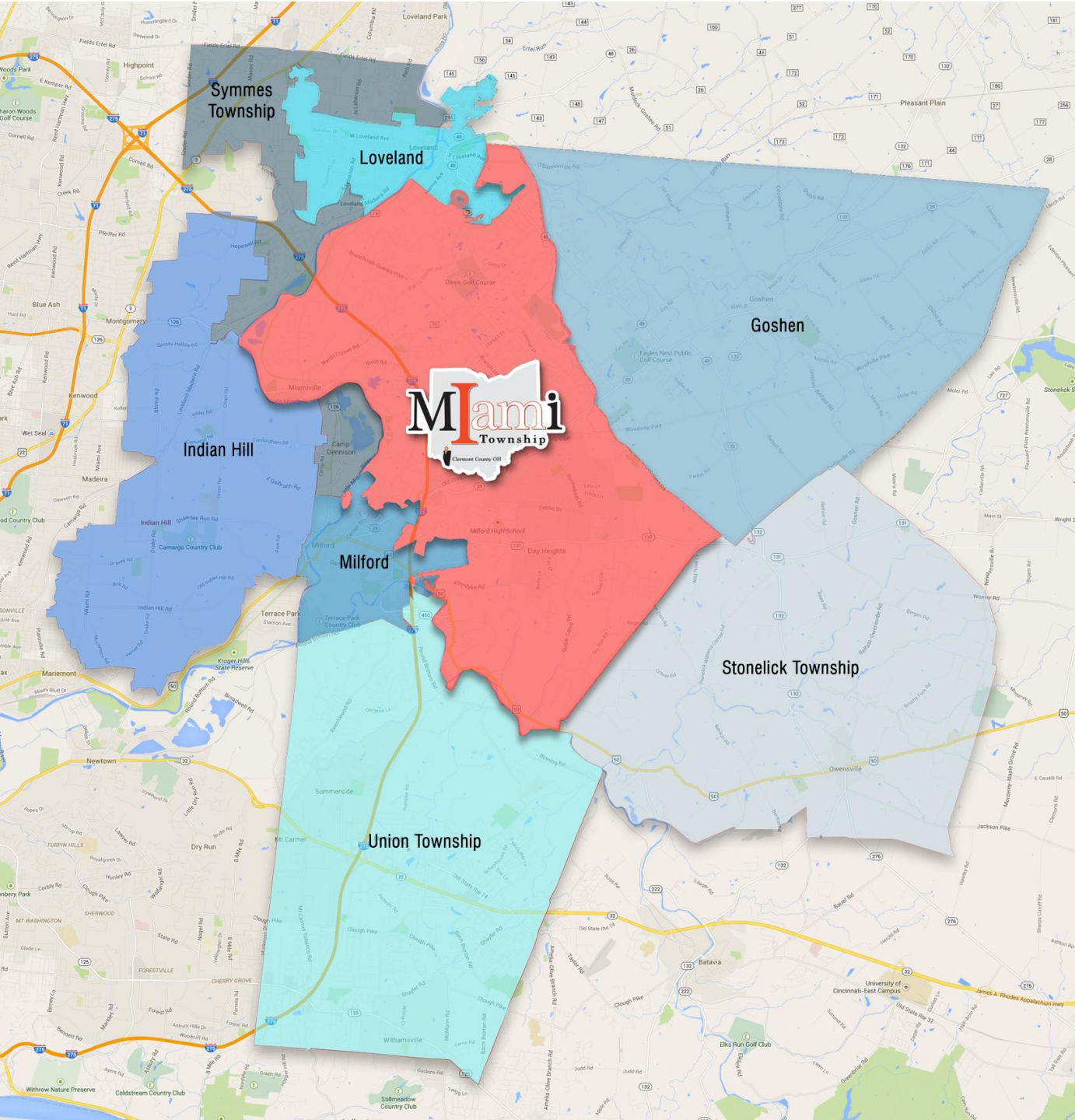
# WHO WE ARE



## Specialized Units:

- K9 Unit
- Bike Patrol Unit
- Honor Guard
- SRT
- Investigations
- CCNU Agent
- Drone
- DRE
- Motor Unit
- Master Evidence Tech





**MIAMI TOWNSHIP**  
Area: 33.4 Square Miles  
Population: 45,000



**UNION TOWNSHIP**  
Area: 29.2 Square Miles  
Population: 50,800



**SYMMES TOWNSHIP**  
Area: 8.6 Square Miles  
Population: 15,500



**GOSHEN TOWNSHIP**  
Area: 34.2 Square Miles  
Population: 16,500



**CITY of LOVELAND**  
Area: 5 Square Miles  
Population: 13,100



**VILLAGE of INDIAN HILL**  
Area: 18.7 Square Miles  
Population: 6,000



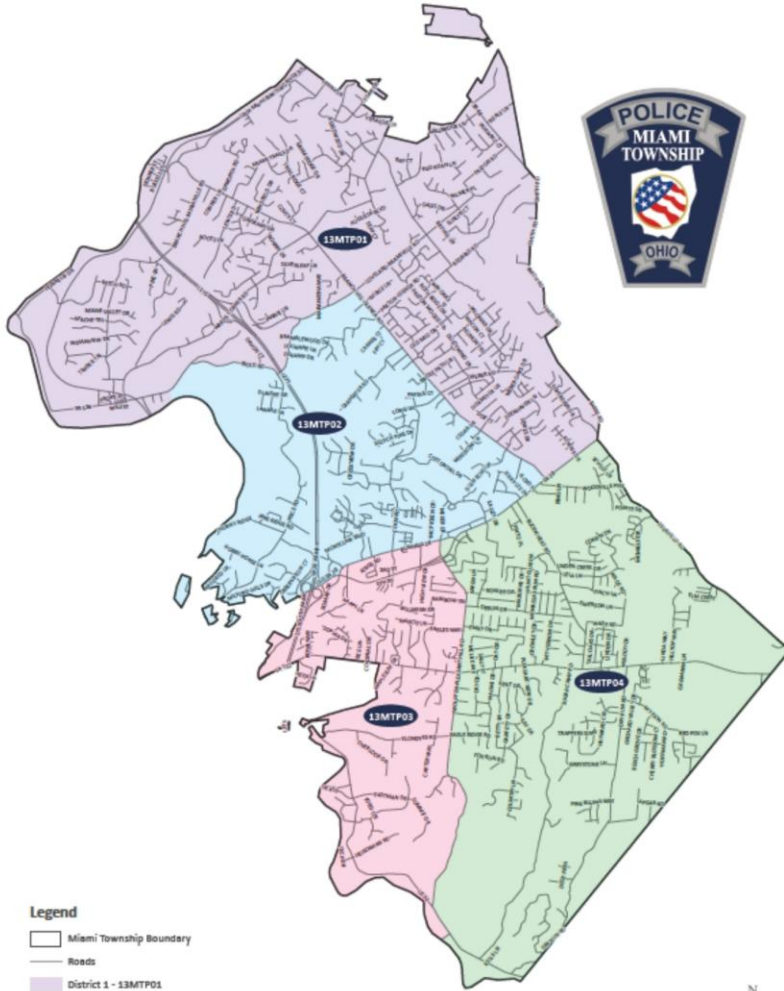
**CITY of MILFORD**  
Area: 3.9 Square Miles  
Population: 6,400



**STONELICK TOWNSHIP**  
Area: 29.7 Square Miles  
Population: 5,800

# GREATER MIAMI TOWNSHIP MAP

LAW ENFORCEMENT  
MIAMI TOWNSHIP DISTRICTS



Legend

- Miami Township Boundary
- Roads
- District 1 - 13MTP01
- District 2 - 13MTP02
- District 3 - 13MTP03
- District 4 - 13MTP04

0 0.2 0.4 0.8 1.2 1.6  
Miles

Prefix = 13MTP  
Created October 2024

# MIAMI TOWNSHIP

## DISTRICT MAP

-  District 1
-  District 2
-  District 3
-  District 4



# WHAT WE OFFER



## Community Relations:

- National Night Out
- Citizens Police Academy
- Shop With A Cop
- Junior Police Academy
- Pop-Up Events
- Summer Camps
- Faith & Blue Initiative
- H2O w/ the 5-0 & FD
- Trunk or Treat



**PRESS  
RELEASE**


# THE NEWS

---

The 2025 “Safest Cities in Ohio” report from SafeWise.com has been released and Miami Township remained the safest community in Ohio with a population over 40,000 residents.



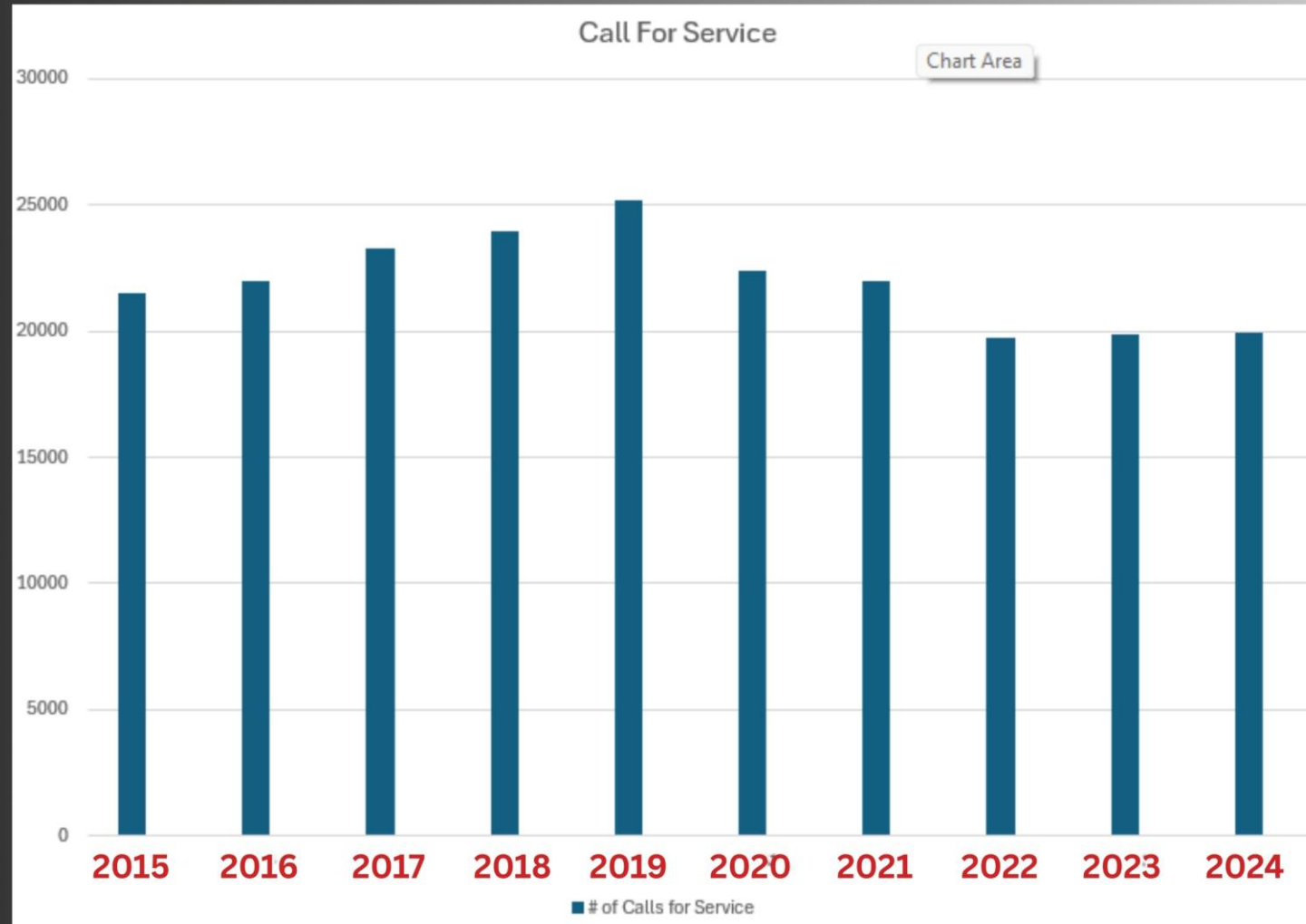
**MTPD**  
Clermont County, OH



**Miami Township's violent crime rate for the last year was 0.51 per 1,000 people, far under the national violent crime rate of 3.6 per 1,000 people.**

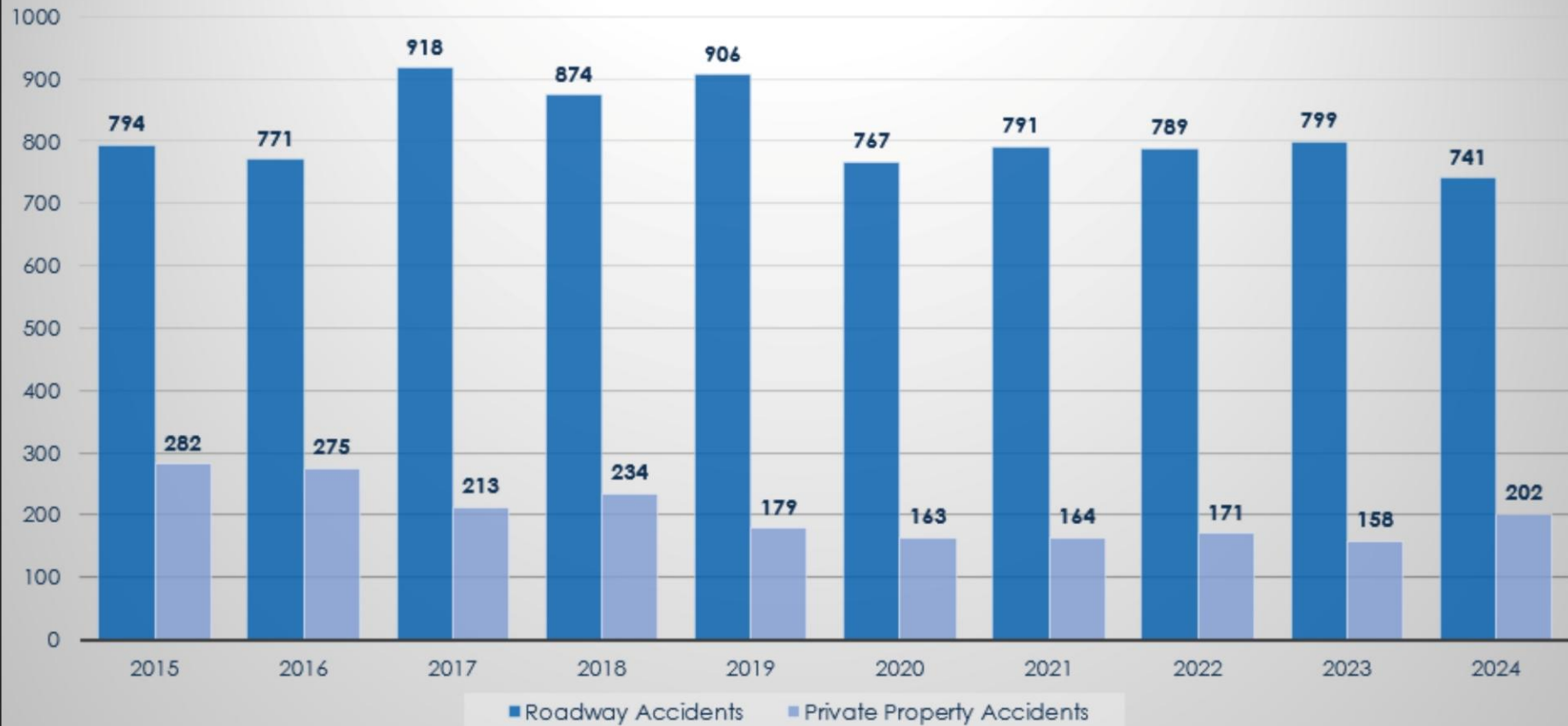
**Miami Township's property crime rate for the last year was 7.25 per 1,000 people, far under the national property crime rate of 19.1 per 1,000 people.**

# CALLS FOR SERVICE (THROUGH 2024)

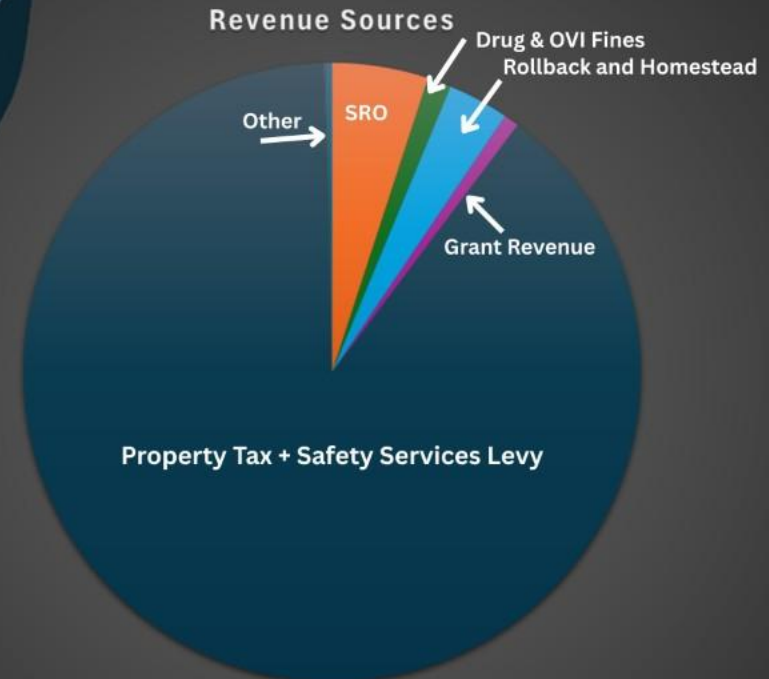
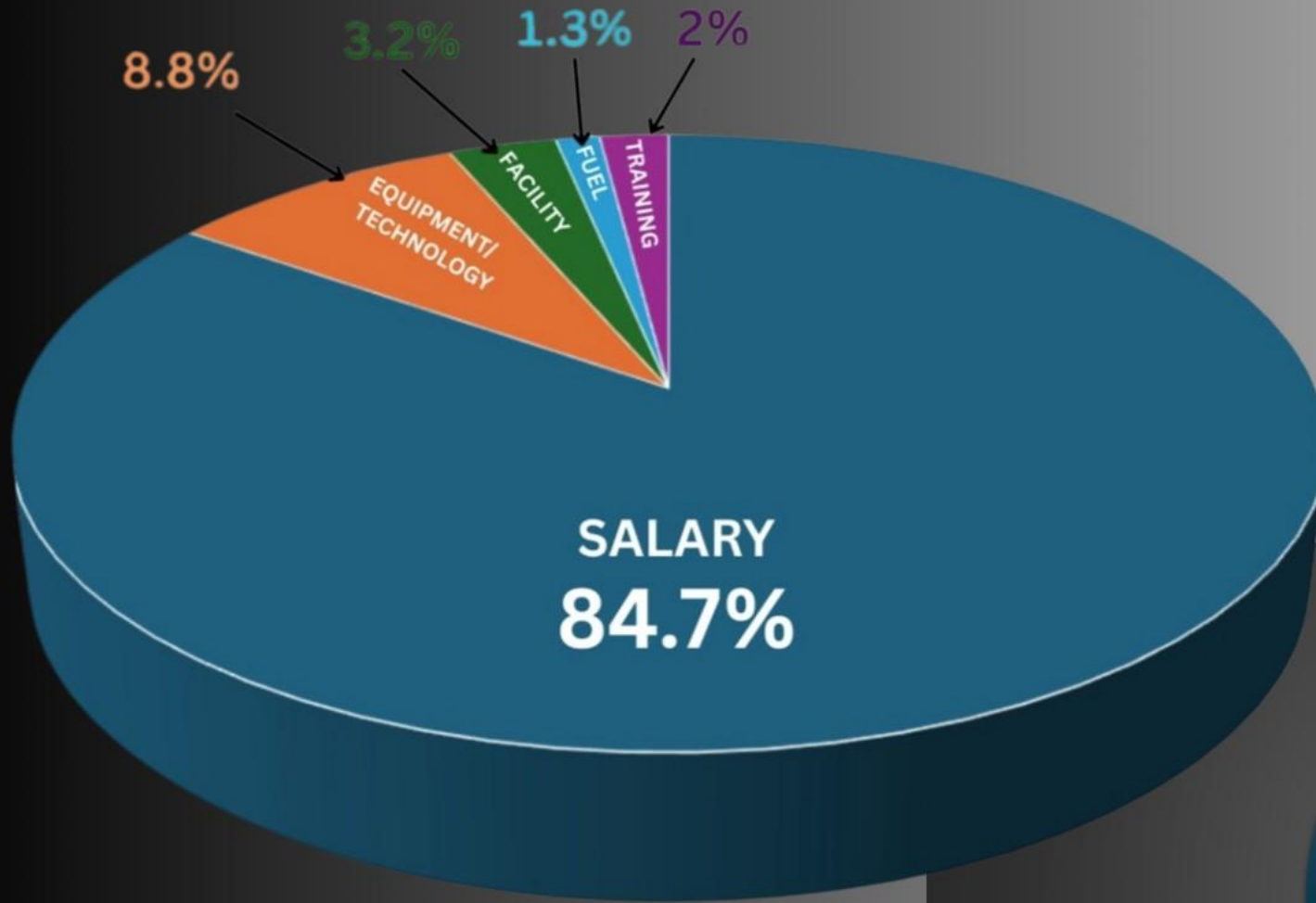




## Traffic Crashes



# BUDGET



■ SRO ■ Off-duty Detail ■ Rollback & Homestead ■ Grant Revenue ■ Sale of Assets ■ Property Taxes + Safety Services Levy ■ Forfeitures ■ Drug & OVI Fines ■ Other



# STATE★OF★THE **MTPD**



## STRENGTHS:

- **CALEA MERITORIOUS ACCREDITED AGENCY**
- **CERTIFIED THROUGH THE OHIO COLLABORATIVE**
- **HIGHLY TRAINED & DEDICATED PERSONNEL**
- **COMMUNITY-ORIENTED**
- **TRANSPARENT & ACCOUNTABLE**
- **SCHOOL RESOURCE OFFICER IN EVERY SCHOOL WITHIN THE JURISDICTION**



# *STATE★OF★THE MTPD*



## CHALLENGES:

- RECRUITMENT
- AGING FACILITY
- DEMAND FOR POLICE SERVICES IS GREATER THAN THE # OF AVAILABLE PERSONNEL
- TRAFFIC INCREASE
- EQUIPMENT DEMANDS



# WHO WE ARE

- **SERVICES INCLUDE: EMS, FIRE SUPPRESSION, RESCUE, PREVENTION, AND EDUCATION**

- 33 Square Miles of Rolling Terrain
- Nearly 200 Areas of Open Water
- 5 Miles of Interstate 275;  
Hundreds of Miles of Roadways
- 8 Miles of the Little Miami River
- More Than 17,000 Households





# WHO WE ARE


= Command Staff (4)

= Response Personnel (75)

= Risk Reduction (1)

= Community Health (1)

= Fire Prevention (1)



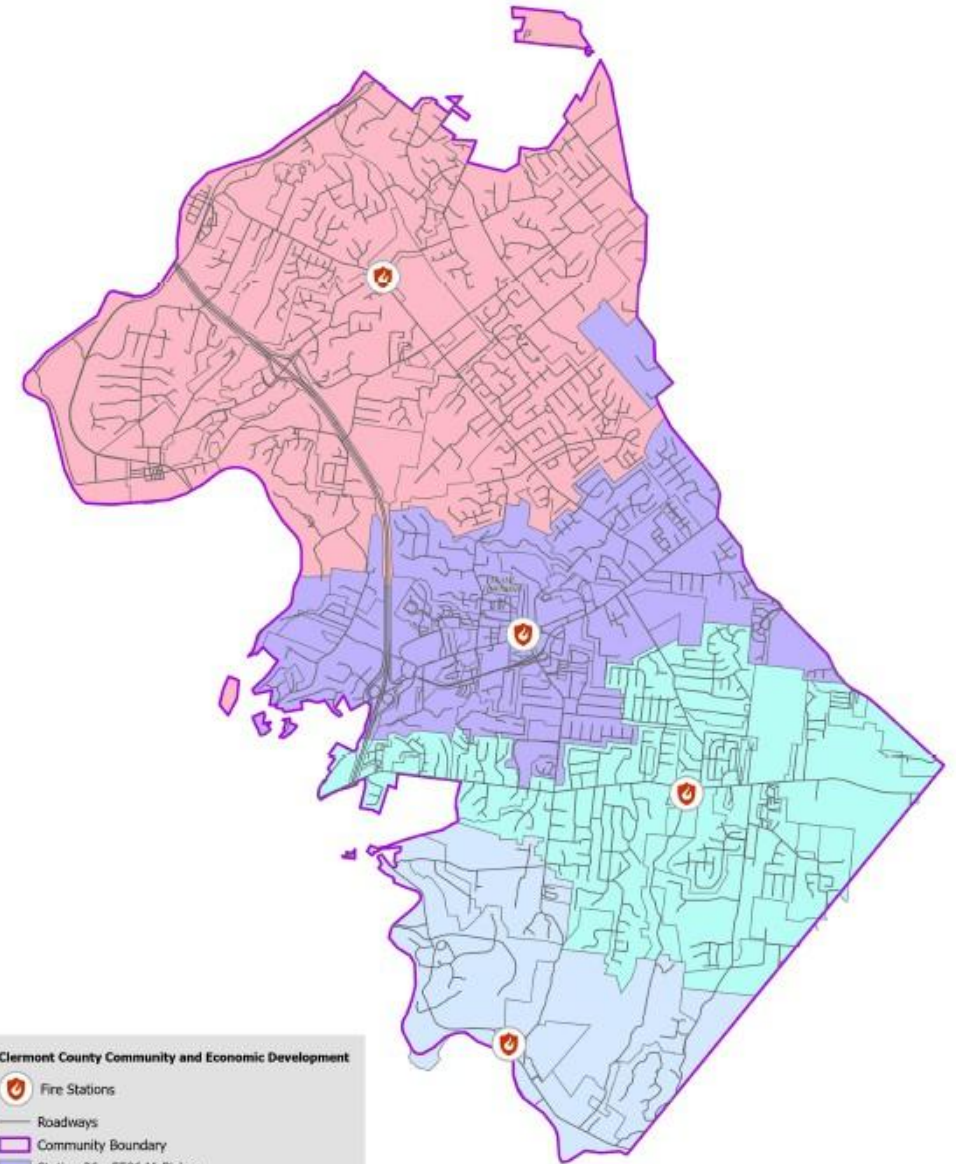


# WHO WE ARE

## • STATIONS – 4



Miami Township Fire Stations  
Clermont County, OH





# WHO WE ARE

## • RESPONSE VEHICLES

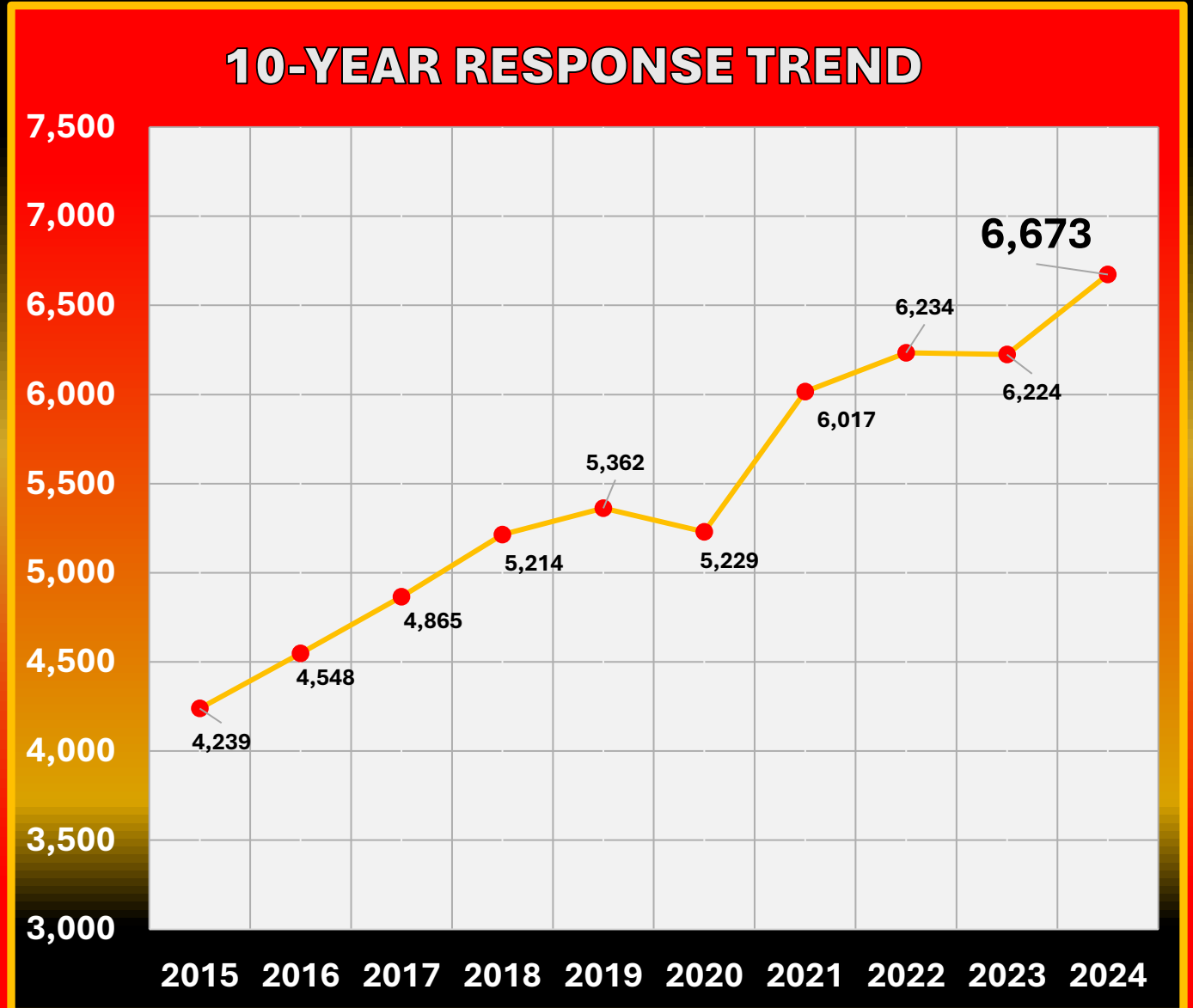
- 5 Pumpers
  - (2 Reserves)
- 1 Ladder
- 5 Ambulances
  - (1 Reserve)
- 1 Rescue
- 2 Boats
- 1 Brush Unit



# WHO WE ARE

- **6,673 Calls In 2024)**

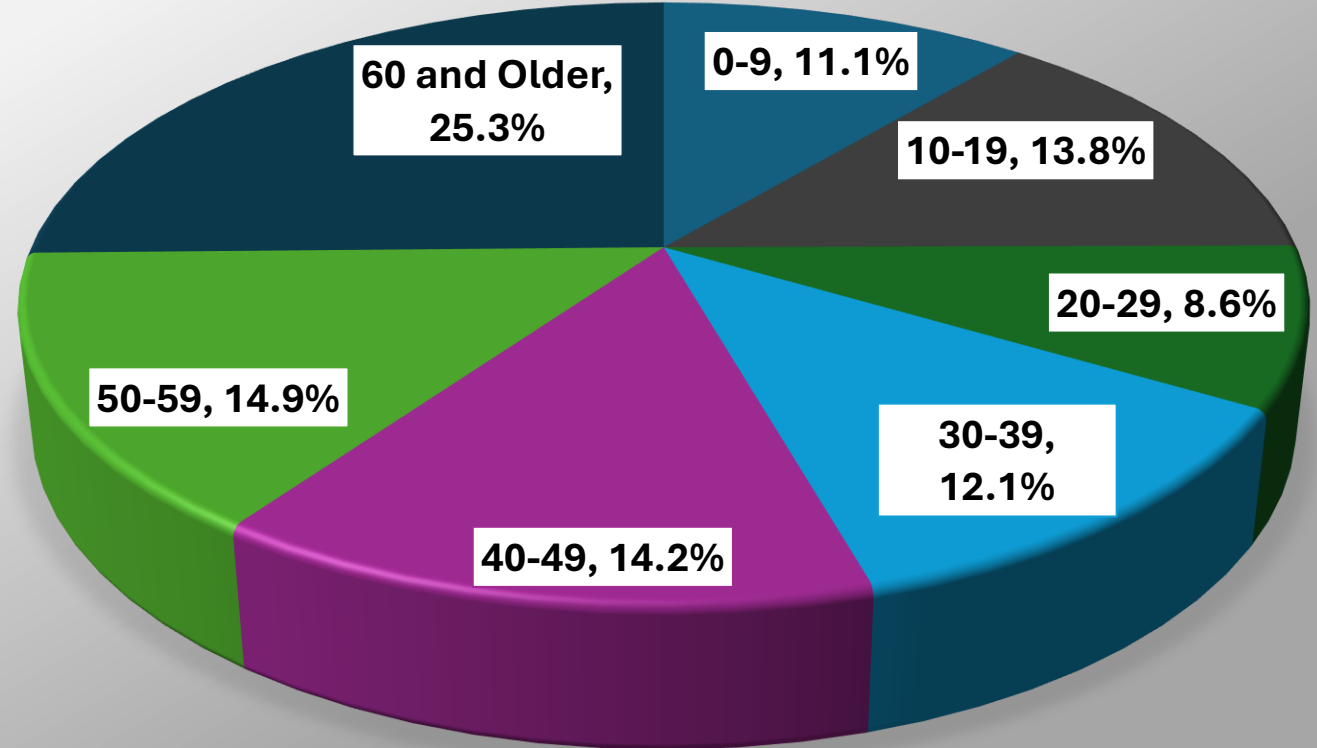
- 85% EMS
- 15% Fire-Related
- 18 Calls Per Day
- 556 Calls Per Month





# WHO WE SERVE

POPULATION BY AGE





# WHAT WE OFFER

## HIGHLY ADVANCED EMS PROGRAM



### Local fire department launches prehospital blood program to save lives

by Christian Hauser, WKRC | Tue, August 19th 2025 at 4:05 PM  
Updated Tue, August 19th 2025 at 9:15 PM



The [Miami Township Fire Department in Clermont County](#) was pioneering a new life-saving initiative as the first in southwest Ohio to implement a prehospital blood program. (WKRC)



# WHAT WE OFFER

- **COMMUNITY RISK REDUCTION**

- Outreach and Education Events
- Smoke Detector Program
- Car Seat Program
- CPR/AED/First-Aid





# WHAT WE OFFER

- **COMMUNITY HEALTH COORDINATOR**

- Filling Gaps In Healthcare Services
- Reducing Hospital Admissions
- Reducing Emergency Department Visits

## NEW COMMUNITY PARAMEDICINE PROGRAM PROGRAM FOR MIAMI TOWNSHIP

By Loveland Magazine - Dec 19, 2020 0

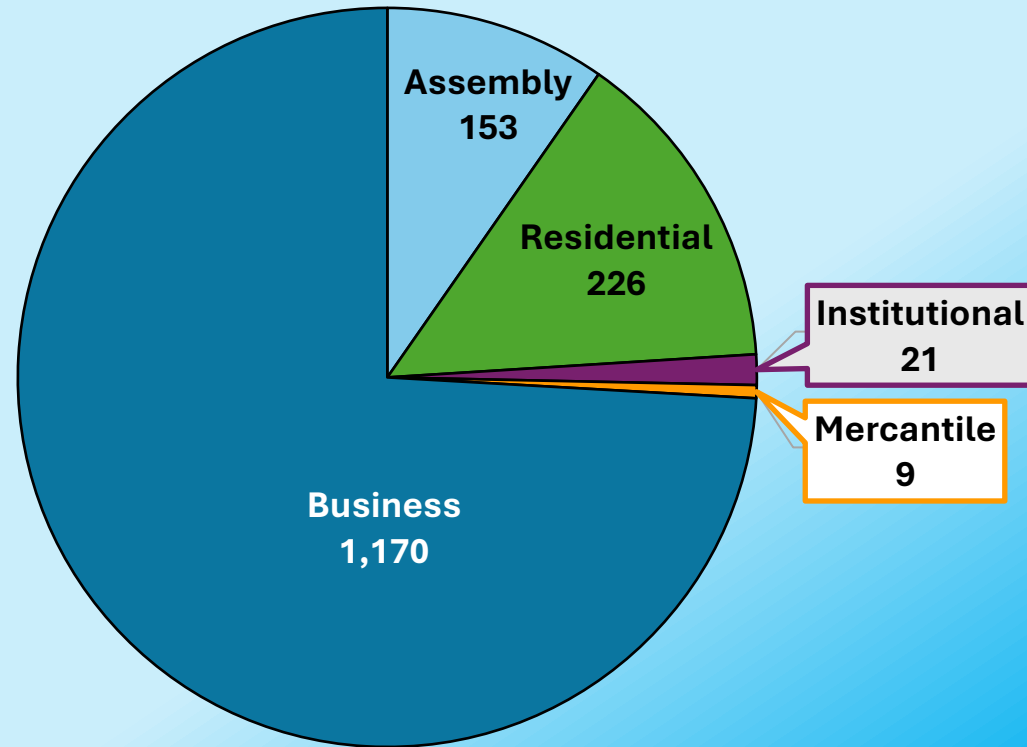


# WHAT WE OFFER

- **FIRE PREVENTION – FULL-TIME FIRE INSPECTOR**

- Fire Code Enforcement
- Risk Reduction
- Public Education

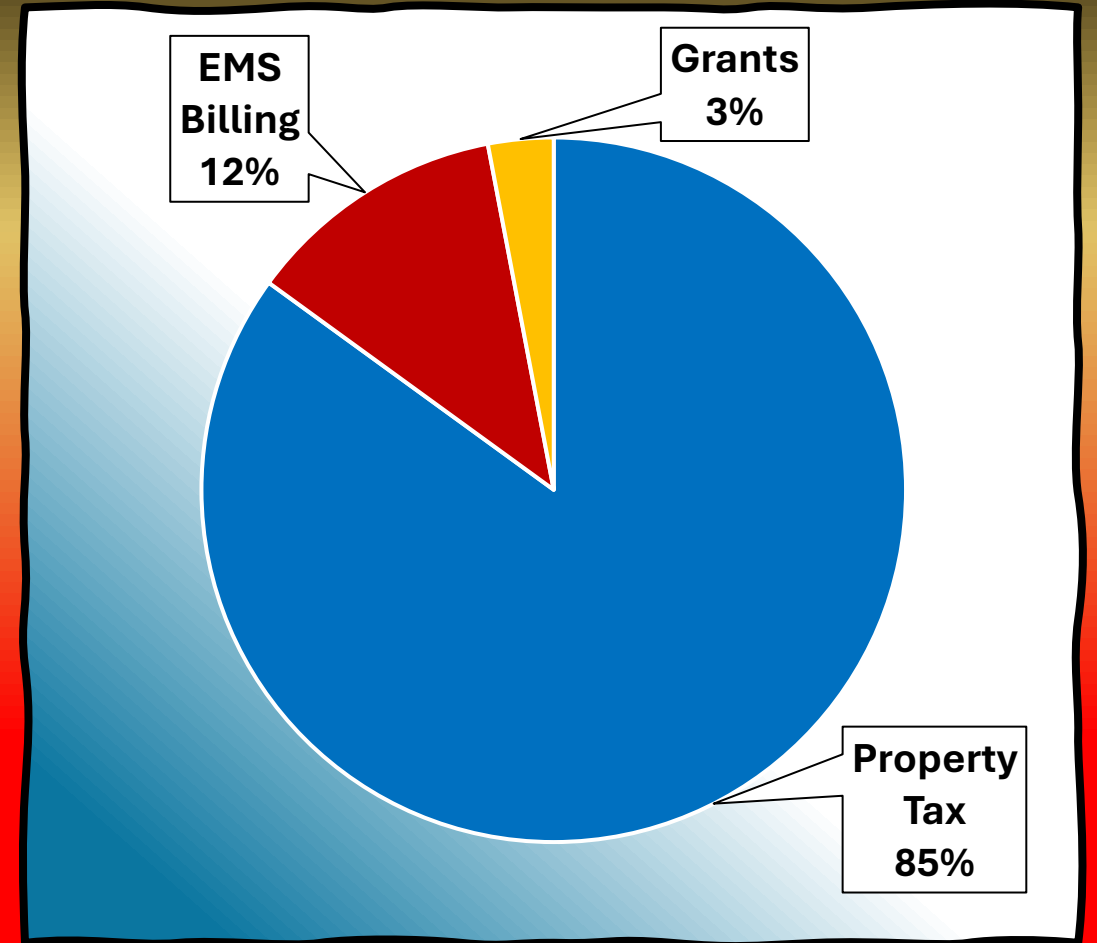
OCCUPANCY TYPES



# FINANCIAL OVERVIEW

## • REVENUE RESOURCES - 2024

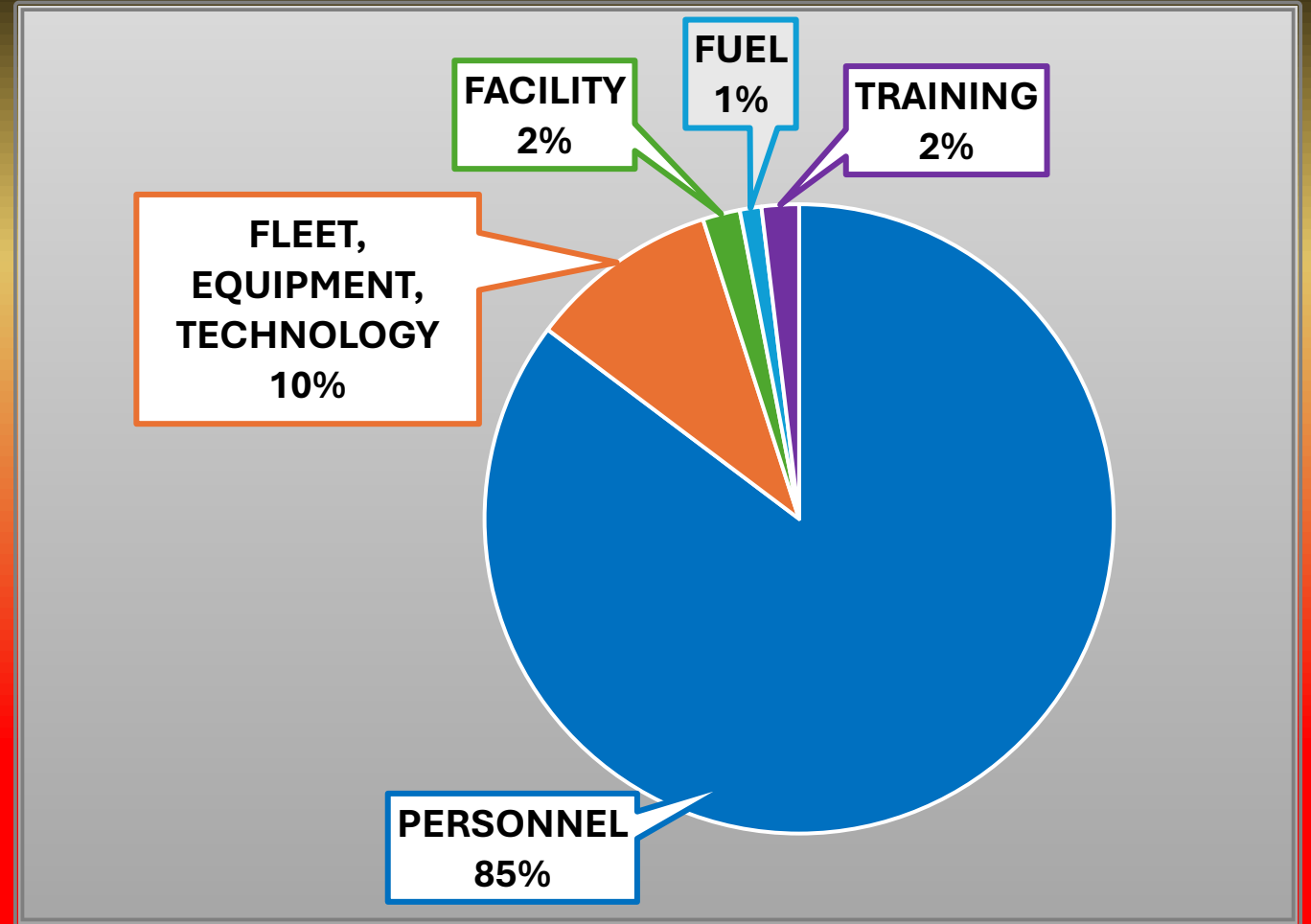
- Property Tax – 85%
- EMS Billing – 12%
- Grants – 3%





# FINANCIAL OVERVIEW

- **REVENUE  
ALLOCATION - 2024**



# STATE OF THE DEPARTMENT

## • STRENGTHS

- Highly Trained and Dedicated Staff
- Adaptive and Innovative
- Interagency Collaboration and Partnerships
- Fiscally Responsible
- Community-Oriented
- Supportive Community



# STATE OF THE DEPARTMENT

- **CHALLENGES**

- Increasing Population
- Rising Call Volume
- Aging Facilities
- Fleet Strain
- Escalating Costs





# DISCUSSION

	ACTUAL	ACTUAL	PROJECTED	PROJECTED	PROJECTED	PROJECTED	PROJECTED	PROJECTED	PROJECTED
	<u>2023</u>	<u>2024</u>	<u>2025</u>	<u>2026</u>	<u>2027</u>	<u>2028</u>	<u>2029</u>	<u>2030</u>	<u>2031</u>
Beginning Balance Safety Funds	15,345,230	14,507,506	12,030,719	7,151,820	3,111,061	(1,660,194)	(7,119,724)	(13,288,178)	(20,186,823)
All Safety Levy Revenue	16,768,943	16,962,081	17,117,097	17,500,000	17,500,000	17,500,000	17,500,000	17,500,000	17,500,000
EMS Transport Revenue	1,610,122	1,633,061	1,500,000	1,500,000	1,500,000	1,500,000	1,500,000	1,500,000	1,500,000
Other Revenue	678,491	1,167,556	963,520	585,260	585,260	585,260	585,260	585,260	585,260
Subtotal Revenue	19,057,556	19,762,698	19,580,617	19,585,260	19,585,260	19,585,260	19,585,260	19,585,260	19,585,260
Police Salary & Benefits	6,955,994	7,342,074	7,760,600	8,031,788	8,313,824	8,563,238	8,820,136	9,084,740	9,357,282
Off Duty Detail (offset by reimb)	113,033	121,281	110,000	110,000	114,000	114,000	114,000	114,000	114,000
Police Non-Personnel	1,044,879	1,038,925	1,308,881	1,348,147	1,388,592	1,430,250	1,473,157	1,517,352	1,562,872
Fire & EMS Salary & Benefits	9,156,952	9,784,500	10,466,430	10,796,060	11,138,875	11,473,042	11,817,233	12,171,750	12,536,902
Fire & EMS Non-Personnel	1,612,153	1,770,777	1,980,605	2,040,023	2,101,224	2,164,261	2,229,188	2,296,064	2,364,946
Safety Fund 2120 - Capital Expenses, Retirement Reserve Payout	1,012,269	2,181,927	2,833,000	1,300,000	1,300,000	1,300,000	1,300,000	1,300,000	1,300,000
Subtotal Expenditures	19,895,280	22,239,485	24,459,516	23,626,019	24,356,515	25,044,790	25,753,714	26,483,905	27,236,002
Ending Balance	14,507,506	12,030,719	7,151,820	3,111,061	(1,660,194)	(7,119,724)	(13,288,178)	(20,186,823)	(27,837,565)
# of years since last Safety levy	<u>8</u>	<u>9</u>	<u>10</u>	<u>11</u>	<u>12</u>	<u>13</u>	<u>14</u>	<u>15</u>	<u>16</u>

# NEXT STEPS

- Q&A
- Additional Community Stakeholder Engagements
- Additional Town Hall
  - October 20<sup>th</sup> at Ohio Valley Voices starting at 6:30 pm
- 2026 Budget Planning
- Find us at various events throughout the community
  - November 9<sup>th</sup> – Open House at the Police and Fire & EMS campus on McPicken Drive; 2-6 pm (Bengals Bye Week)

# THANK YOU!

We appreciate your time, feedback, and support!

Steve Kelly

Township Administrator / Public Safety Director

[steve.kelly@miamitwpoh.gov](mailto:steve.kelly@miamitwpoh.gov)

Rob Hirsch

Chief of Police

[robert.hirsch@miamitwpoh.gov](mailto:robert.hirsch@miamitwpoh.gov)

David Jetter

Fire & EMS Chief

[dave.jetter@miamitwpoh.gov](mailto:dave.jetter@miamitwpoh.gov)