

Pool Gate and Fence Fact Sheet



Miami Township
July, 2020

For questions, please contact the
Miami Township Community Development Department
at (513) 248-3731

In-Ground Pool Fence Checklist:

- If a pool is present, a fence must enclose the pool and be at least 48" above grade. 72" max.
- Gates and fences shall not have openings of more than six inches, if no wire mesh present. For example, if of open-face design (e.g., split-rail), wire mesh must be on outside of fence.
- From an open position of six inches, gates MUST be self-closing and self-latching around pools. Gates must be mounted so they do not drag on the ground.
 - The latch must be installed 54" above grade. If less than 54", the latch must be installed on the inside of fence.



Above-Ground Pool Fence Checklist:


- Latches must be installed 54" above grade. If less than 54", the latch must be installed on the inside of fence.
- *For above-ground pools*, if the wall height is at least 48" above grade, a fence is not necessary around pool, but if the pool walls are under 48", a fence is required around the pool.
- *For the entrance of above-ground pools*, at least a 48" tall fence is required around the entrance to the above-ground pool with a self-closing and self-latching gate.
- If a deck serves the entrance to the above ground pool, the self-closing and self-latching gate protecting the entrance to the pool shall be at least 48" tall at the entrance to the deck. Latch on inside of fence.
- Gates and fences shall not have openings of more than six inches, if no wire mesh present. For example, if of open-face design (e.g., split-rail), wire mesh must be on outside of fence.
- From an open position of six inches, gates **MUST** be self-closing and self-latching around pools. Gates must be mounted so they do not drag on the ground.
- Self-closing, self-latching ladders or removable ladders do not satisfy the entrance requirement.



Enclosure example for above-ground pools

The gate must be self-latching and self-closing at entrance of the enclosure.

The gate must be mounted so it does not drag on the ground.



Self-closing, self-latching ladders or removable ladders do not satisfy the enclosure requirement.



On a deck around an above-ground pool, fence and gate shall be at least 48" tall.
A self-closing and self-latching gate is required.



Miami Township Property Maintenance Code

Section 303

The complete Miami Township Property Maintenance Code can be found at Miamitwpoh.gov/zoning

SECTION 303 SWIMMING POOLS, SPAS AND HOT TUBS

303.1 Swimming pools. Swimming pools shall be maintained in a clean and sanitary condition, and in good repair.

303.2 Enclosures. Private swimming pools, hot tubs and spas, containing water more than 24 inches (610 mm) in depth shall be completely surrounded by a fence or barrier at least 48 inches (1219 mm) in height above the finished ground level measured on the side of the barrier away from the pool. Gates and doors in such barriers shall be self-closing and self-latching. Where the self-latching device is less than 54 inches (1372 mm) above the bottom of the gate, the release mechanism shall be located on the pool side of the gate. Self-closing and self latching gates shall be maintained such that the gate will positively close and latch when released from an open position of 6 inches (152 mm) from the gatepost. No existing pool enclosure shall be removed, replaced or changed in a manner that reduces its effectiveness as a safety barrier. **Exception:** Spas or hot tubs with a safety cover that complies with ASTM International Performance Specifications for Safety Covers shall be exempt from the provisions of this section.


MIAMI TOWNSHIP
Clermont County, Ohio

PROPERTY MAINTENANCE CODE

Adopted as amended, February 19, 2019
Effective March 25, 2019



Miami Township Department of Community Development
6101 Meijer Drive Milford, Ohio 45150



54"

48"

Self-Closing Spring

Mount gate high enough not to drag.

The spring creates the energy necessary to self-close the gate. The self-closing feature is mandatory. Spring loaded hinges also work.



The gate must self-close and latch from an open position of six inches. The gate must be mounted so it does not drag on the ground.

Common Pool Latches




This side on
inside of gate.

On the outside of the fence, the latch must be placed no less than 54" above grade.

Where placed less than 54", the latch must be placed on inside of the fence.

Magna Latch



Latch should be placed no less than 54" tall. Magna latches may be used to achieve the minimum 54" height requirement.

Dual-Gate Example



The gates must be mounted so that they do not drag on the ground.

Showing magna latch and spring-closure mechanism

If fence is of open-faced design, wire mesh is required on the outside of fence.

